

Introduction

“Cultivating Potential at All Levels”

Art is all around us. Nature gives us a palette of colors and shapes and endless levels of depth and dimension.

Creating art is an individualized process. Understanding shape, line, texture, form, space, and color, while extending our experiences with the value of color, light, dimension, overlapping, are the main goals of these lessons.

The intent of each lesson is to help children of all ages have an opportunity to explore their creativity through guided instruction. It is our hope that through our lessons, that the development of individual abilities, through constructive experiences will build confidence and creativity in each child.

Having the freedom to explore your creativity, build upon your imagination, and present the knowledge learned, gives you the opportunity to express yourself through your artwork. It is our hope that through sharing these lessons with you, your self-confidence to draw, paint, build, and explore innovative ideas will grow.

Our hope is that you will enjoy the journey through these lessons and come out with an understanding and love of art.

Level 1

Beginning to draw and color.

Five lessons that deal with controlling a pencil, glue, color crayons and oil pastels. Following directions and doing a comparison of media exercise are also addressed.

Fall Drawing, Painting, & Sculpture

Six lessons that cover drawing, watercolor painting, cutting, gluing, and sculpting with clay. Student development in brush control, color choices, and use of art materials are all part of these six lessons.

Winter Drawing & Creating

Seven lessons that include drawing, painting, cutting, and gluing. Development of creativity and an understanding of overlapping are two of the important points to come out of these seven lessons.

Think Spring: Drawing, Painting, & Sculpture

Six lessons that cover drawing, tempera painting, cutting, gluing, and sculpting with clay. Student development in brush control, color choices, and use of art materials are all part of these six lessons.



Level 1 is comparable to kindergarten-first grade level. (Ages 5-6)

Your student should master these skills at this level.

- Controlling a pencil while drawing images or while writing.
- Cutting with scissors, both straight and curved lines.
- Using the right amount of glue.
- The use of different brushes controlling both the amount of paint and water used.
- Know both the primary and secondary colors with examples of how they are used.
- Follow directions while using creativity and imagination.

Mixed Media

Four lessons about color choice and patterns.

Sculpture & Design


Three lessons that explore color and dimensional projects. Students learn to follow directions while still having the freedom to expand on the lesson.

Drawing and Painting

Eight lessons exploring drawing, design, creativity, and painting.

Spring Sculpture

Four lessons that explore creativity, dimensional images, and shapes. Clay will be used in two of these four projects.



Level 2 is comparable to first-second grade level. (Ages 6-7)

Your student should master these skills at this level.

- Show visual proof of an understanding of patterns.
- Show visual proof of an understanding of dimension.
- Using the right amount of glue.
- Show visual proof of brush choice and control both with the amount of paint and water used.
- Show visual proof of an understanding of how the primary and secondary colors are used together in choices made for different art pieces.
- Follow directions while using creativity and imagination.

Level 3

Drawing & Painting

Four lessons including drawing and painting with different media.

Sculpture, Painting, and Drawing

Four lessons touching on sculpture and the use of color.

Design

Three lessons focus on design and layout of images.

Painting & Design

Five lessons exploring design layout, media use, and application of that media.



Level 3 is comparable to second-third grade level. (Ages 7-8)

Your student should master these skills at this level.

- Show visual proof of an understanding of foreground, middle ground, and background.
- Show visual proof of an understanding of overlapping and depth.
- Show visual proof of an understanding of light and what it does to affect an image.
- Show visual proof of brush improvement in choice and control with the amount of paint and water used.
- Show visual proof of an understanding of how color choices can affect outcomes of artwork.
- Follow directions while using creativity and imagination.

Drawing, movement, shade, and depth

Five lessons that explore the study of how line creates movement and depth.

Exploring light


Five lessons exploring light through different media.

Painting

Learning techniques of scale, watercolor, color choice, understanding of depth through drawing and color.

Exploring Overlapping

Three lessons focus on design and layout of images.



Level 4 is comparable to third-fourth grade level. (Ages 8-9)

Your student should master these skills at this level.

- Show visual proof of an understanding of foreground, middle ground, and background.
- Show visual proof of an understanding of overlapping and depth.
- Show visual proof of an understanding of light and what it does to affect an image.
- Show visual proof of brush choice and brush control.
- Show visual proof of an understanding of how color choices can affect outcomes of artwork.
- Follow directions while using creativity and imagination.
- Show visual proof of an understanding of shading techniques.
- Show visual proof of an understanding of how to properly use art materials.

Level 5

Structure, Design, and Pattern

Four lessons focus on repetitive patterns using construction paper design, tempera paint, and craft sticks.

Painting

Three lessons that explore an understanding of balance, density, use of area.

Drawing

Three lessons that exercise creativity and the application of movement and color choices within a drawing.

Dimension and Design

Two lessons that provide visual evidence of an understanding of dimension through a three-dimensional project.



Level 5 is comparable to fourth-fifth grade level. (Ages 9-10)

Your student should master these skills at this level.

- Show visual proof of an understanding of repetitive pattern.
- Show visual proof of an understanding of overlapping and depth.
- Show visual proof of an understanding of light and what it does to affect an image.
- Show visual proof of brush choice and brush control.
- Show visual proof of an understanding of how color choices can affect outcomes of artwork.
- Follow directions while using creativity and imagination.
- Show visual proof of an understanding of dimension.
- Show visual proof of an understanding of density.
- Show visual proof of an understanding of how to properly use art materials.

Dimension and Design

Four lessons that allow the student to experience independent design and an understanding of visual illusion.

Painting



Two lessons that provide visual evidence of an understanding of painting techniques.

Drawing to Sculpture

Three lessons focus on design and layout of images through drawing and sculpting.

Structure, Design and Pattern

Three lessons that explore an understanding of balance, pattern, and design.



Level 6 is comparable to fifth-sixth grade level. (Ages 10-11)

Your student should master these skills at this level.

- Show visual proof of an understanding of repetitive pattern.
- Show visual proof of an understanding of overlapping and depth.
- Show visual proof of an understanding of light and what it does to affect an image.
- Show visual proof of brush choice and brush control.
- Show visual proof of an understanding of how color choices can affect outcomes of artwork.
- Follow directions while using creativity and imagination.
- Show visual proof of an understanding of dimension.
- Show visual proof of an understanding of how to properly use art materials.

Level 7

Dimensional Drawing/Painting

Four lessons to help the student identify all six sides of an object and know how to recognize them as a group, creating a three-dimensional image or as a part that stands alone.

Sculpture

A lesson that applies knowledge of an understanding of design and dimension.

Drawing

Three lessons focus on design and layout of images.

Painting

Two lessons on the techniques of painting. Students create a design that can be painted.



Level 7 is comparable to sixth-seventh grade level. (Ages 11-12)

Your student should master these skills at this level.

- Show visual proof of brush choice and brush control with watercolor and tempera paint.
- Show visual proof of an understanding of how a vanishing point is used.
- Show visual proof of an understanding of overlapping and depth.
- Show visual proof of an understanding of light and what it does to affect an image.
- Show visual proof of an understanding of how color choices can affect outcomes of artwork.
- Follow directions while using creativity and imagination through design and layout of work completed.
- Show visual proof of an understanding of dimension.
- Show visual proof of an understanding of how to properly use art materials.

Drawing


Two lessons where students build on drawing techniques.

Painting

Four lessons that allow the student to experience independent design and an understanding of different media.

Sculpture

Four lessons that explore creativity, dimensional images, and shapes through multiple types of media.



Level 8 is comparable to seventh-eighth grade level. (Ages 12-13)

Your student should master these skills at this level.

- Show visual proof of brush choice and brush control.
- Show visual proof of an understanding of overlapping and depth.
- Show visual proof of an understanding of light and what it does to affect an image.
- Show visual proof of an understanding of how color choices can affect outcomes of artwork.
- Shows creativity and imagination through design and layout of work that is in progress or completed.
- Show visual proof of an understanding of dimension.
- Show visual proof of an understanding of how to properly use art materials.

Level 9

Drawing

Three lessons on artistic techniques/control in graphite pencils, erasers, and blending stumps. Using drawing to enhance writing and building on our understanding of how different media can work together in one art piece.

Painting



Two lessons on the techniques of painting. Students create a design that can be painted.

Sculpture

Two lessons exploring structure. Students use applied knowledge to create facial structure and build a three-dimensional structure.

Other

A lesson on Cut Paper, identifying positive and negative space.



Level 9 is comparable to eighth-ninth grade level. (Ages 13-14)

Your student should master these skills at this level.

- Show visual proof of brush choice and brush control.
- Show visual proof of an understanding of overlapping and depth.
- Show visual proof of an understanding of light and what it does to affect an image.
- Show visual proof of an understanding of how color choices can affect outcomes of artwork.
- Shows creativity and imagination through design and layout of work that is in progress or completed.
- Show visual proof of an understanding of dimension through design and layout.
- Show visual proof of an understanding of how to properly use art materials.
- Show visual proof of an understanding of positive and negative space.

Disclaimers:

KAP Education cannot be held liable for any accident due to the incorrect use of art materials. Children under the age of 5 or not part of the appropriate age level for the materials ordered should not have access to such materials. Supervision of the student is the responsibility of the parent or instructor of these lessons.

KAP Education materials are from highly regarded suppliers. We make every effort to make sure the materials are of quality and not a health hazard.

KAP Education is not responsible for any damage due to use or misuse of materials.

Information found on the KAP Education website is for educational purposes only. All the information found within this website is accurate to the best of our knowledge.

KAP Education is not associated with any suppliers or services.